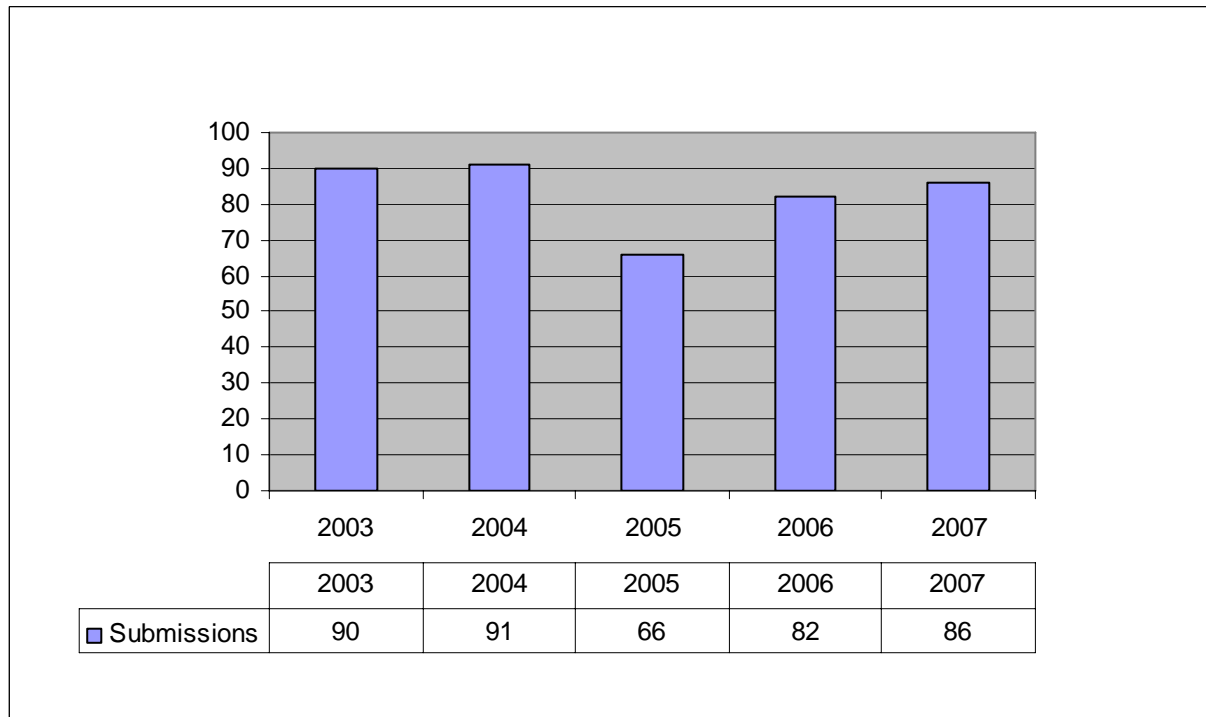




2007 Health & Safety Statistics

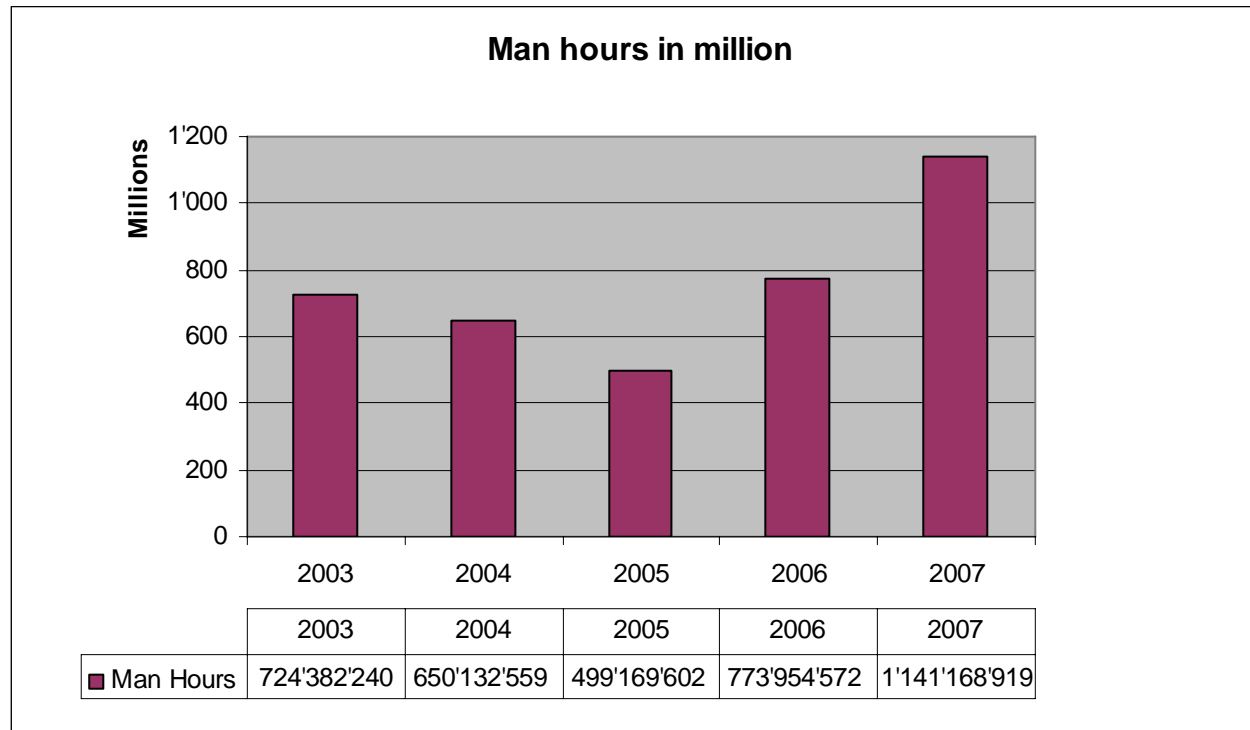
History of Statistics Returns





2007 Health & Safety Statistics

History of Man Hours

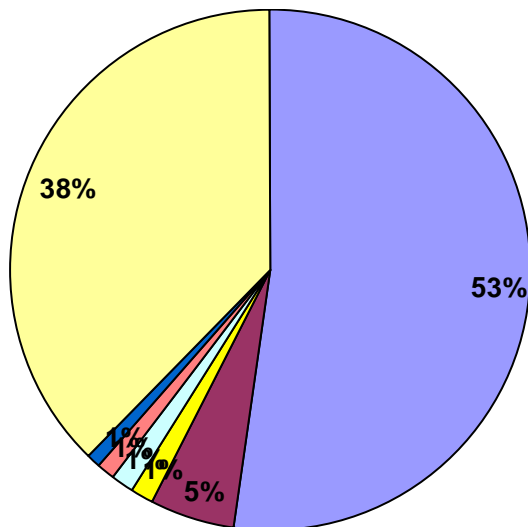




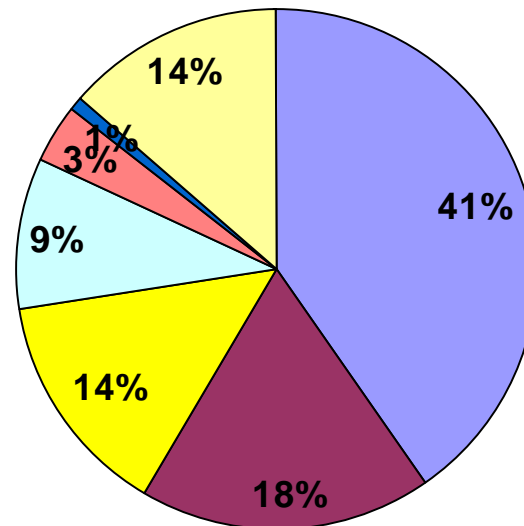
2007 Health & Safety Statistics

Accident breakdown

2006



2007



- Road traffic accidents
- Involving fall
- Construction equipment
- Hand tool
- Vehicle accidents
- Earth collapse
- Others



2007 Health & Safety Statistics

Onshore > 1.5 Million M/Hrs/Year

- 45 Returns
- 22 Frequency Rate < 1
- 35 Reported 0 fatalities
- 1112 Road traffic accidents
- 15 Fatalities



2007 Health & Safety Statistics

Onshore > 1.5 Million M/Hrs/Year

- 28 Returns
- 12 Frequency Rate < 1
- 28 Reported 0 fatalities
- 55 Road traffic accidents
- 0 Fatalities



2007 Health & Safety Statistics

Offshore

- 8 Returns
- 4 Frequency Rate < 1
- 7 Reported 0 fatalities
- 6 Road traffic accidents
- 3 Fatalities



2007 Health & Safety Statistics

Field Services & Special Contractors

- 5 Returns
- 2 Frequency Rate < 1
- 5 Reported 0 fatalities
- 15 Road traffic accidents
- 0 Fatalities