


LESSON LEARNT



PREPARED BY: Corporate QHSE Dept.

N° 09/2020 Date: September 2020

OBJECT LINE OF FIRE

Many high potential incidents and near misses on construction sites are due to non-compliance of the interdiction zones, called "line of fire".

DEFINITION OF LINE OF FIRE

Line of fire means the work-area nearby a heavy equipment or close / under a suspended load that exposes one or more workers at a risks of:


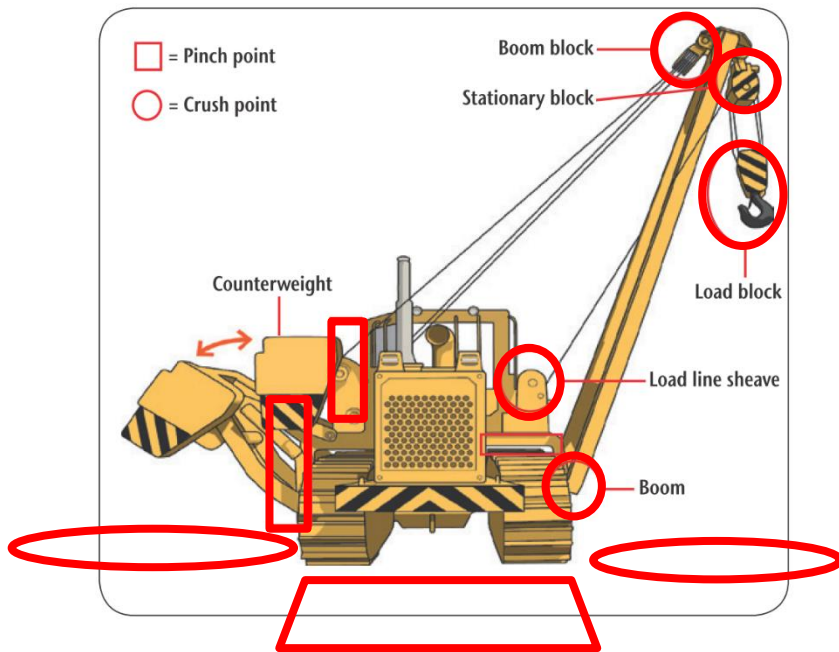
- Heavy equipment and pipe/load impact;
- Pinching between two pipes;
- Crushing by pipe or load;
- Crushing between pipe and wall of the trench;

DO NOT:

- place yourself between a pipe / string and the wall of the trench;
- stand between two pipes / strings during the tie-in;
- place yourself between the suspended pipe and the heavy machine;
- stand under a suspended pipe / load during lifting / translation;
- stand in the area around a heavy equipment (e.g. such as between two sidebooms during the lowering in), especially in the operator's blind spot.

DO:

- establish visual contact with the operator of the heavy vehicle;
- guide a suspended load with the tag line maintaining a safe distance and constantly out of the line of fire;
- plan and execute the activities in order to keep constantly free of personnel any line of fire's areas;
- always secure pipes, pipe strings and any loads suspended or on the ground in order to avoid any movement that could led to an incident.



RECEPTION BY THE PROJECT

WHICH ACTIONS IDENTIFIED TO BE IMPLEMENTED IN THE PROJECT:

Project Manager:

Signature:

HSE Project Manager:

Signature: